



AUTOMOTIVE

N70MF

Starting, Lighting, Ignition batteries range are available for all tye of cars like General Motors, Ford, Chrysler, Toyota, Nissan, Mazda, Honda, Hyundai, Daewoo, Mercedes, BMW, Audi, Peugeot, Oel, Fiat, and many other vehicle brands.

AH Capacity	CCA SAE	Dimension (mm)			Layout	Terminal	Hold-Down
		Length (L)	Width (W)	Height (H)			
70	500	306	173	225	1	A Standard	B1



LAYOUT FOR JIS & DIN

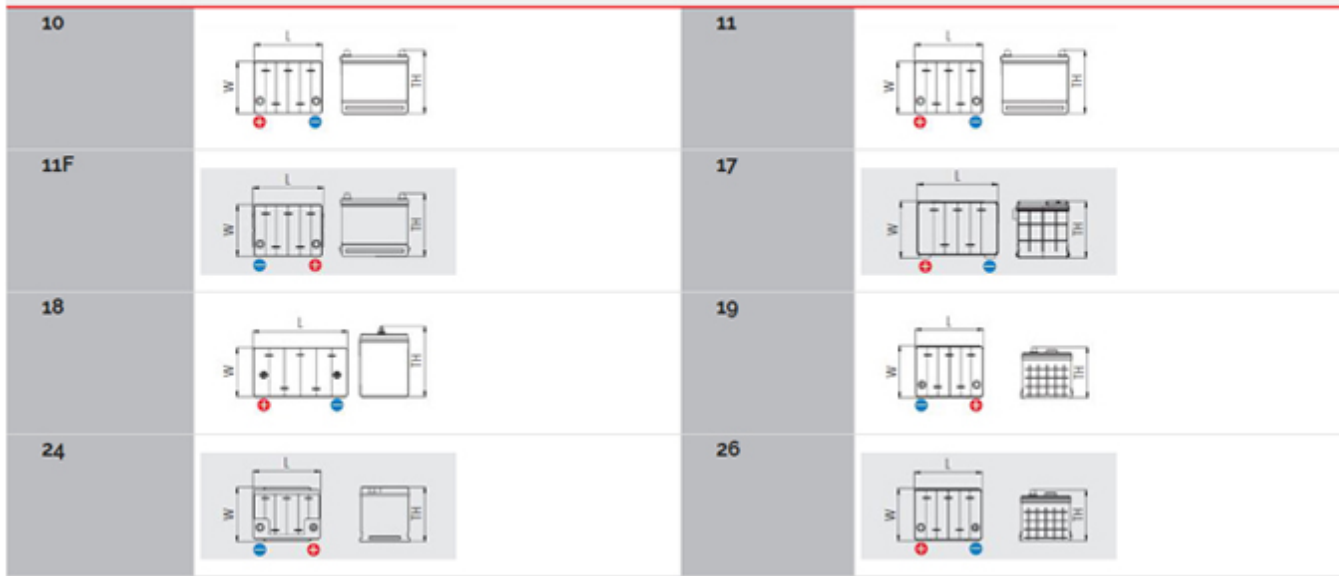


TERMINALS









Terminal	A (Standard)	B (Small)	Top Post	Dual Fit	4F	Stud	Side
Positive							
Negative							

*DT: Dual Terminal (Standard + Side)

LAYOUT FOR BCI



HOLD - DOWN

B1	 <p>10.5mm on long sides only</p>	B4	 <p>5 notches 19.0mm on long sides only</p>
B5	 <p>13.5mm on long sides only</p>	B6	 <p>29.0</p>
B8	 <p>13.5mm on long sides only</p>	B9	 <p>slots on long sides, 29.0mm on short sides</p>
B13	 <p>5 notches 10.5mm on all four sides</p>	B14	 <p>5 notches 19.0mm on all long sides, 10.5mm on short sides</p>

The details highlighted in this doc is an essential guide to our range of batteries. It provides all the facts and figures you need to know about battery spec, & ratings. For further details please go back to our website

www.mebco.com