



DEEP CYCLE BATTERY

1151

S2000 is the ACDelco's dedicated dee-cycle solar battery, which is designed for solar installations and applications only require minimal maintenance. Its features all dee cycle you could possibly need: Excellent cycling capability, long life, long discharge period and low discharge rate.

AH Capacity	CCA SAE	Dimension (mm)			Layout	Terminal	Hold-Down
		Length (L)	Width (W)	Height (H)			
96	700	330	172	238	1	A Standard	B0



LAYOUT FOR JIS & DIN

0		1	
---	--	---	--

TERMINALS









Terminal	A (Standard)	B (Small)	Top Post	Dual Fit	4F	Stud	Side
Positive							
Negative							

*DT: Dual Terminal (Standard + Side)

LAYOUT FOR BCI

10		11	
11F		17	
18		19	
24		26	

HOLD - DOWN

B1	 <p>10.5mm on long sides only</p>	B4	 <p>5 notches 19.0mm on long sides only</p>
B5	 <p>13.5mm on long sides only</p>	B6	 <p>29.0</p>
B8	 <p>13.5mm on long sides only</p>	B9	 <p>slots on long sides, 29.0mm on short sides</p>
B13	 <p>5 notches 10.5mm on all four sides</p>	B14	 <p>5 notches 19.0mm on all long sides, 10.5mm on short sides</p>

The details highlighted in this doc is an essential guide to our range of batteries. It provides all the facts and figures you need to know about battery spec, & ratings. For further details please go back to our website

www.mebco.com